



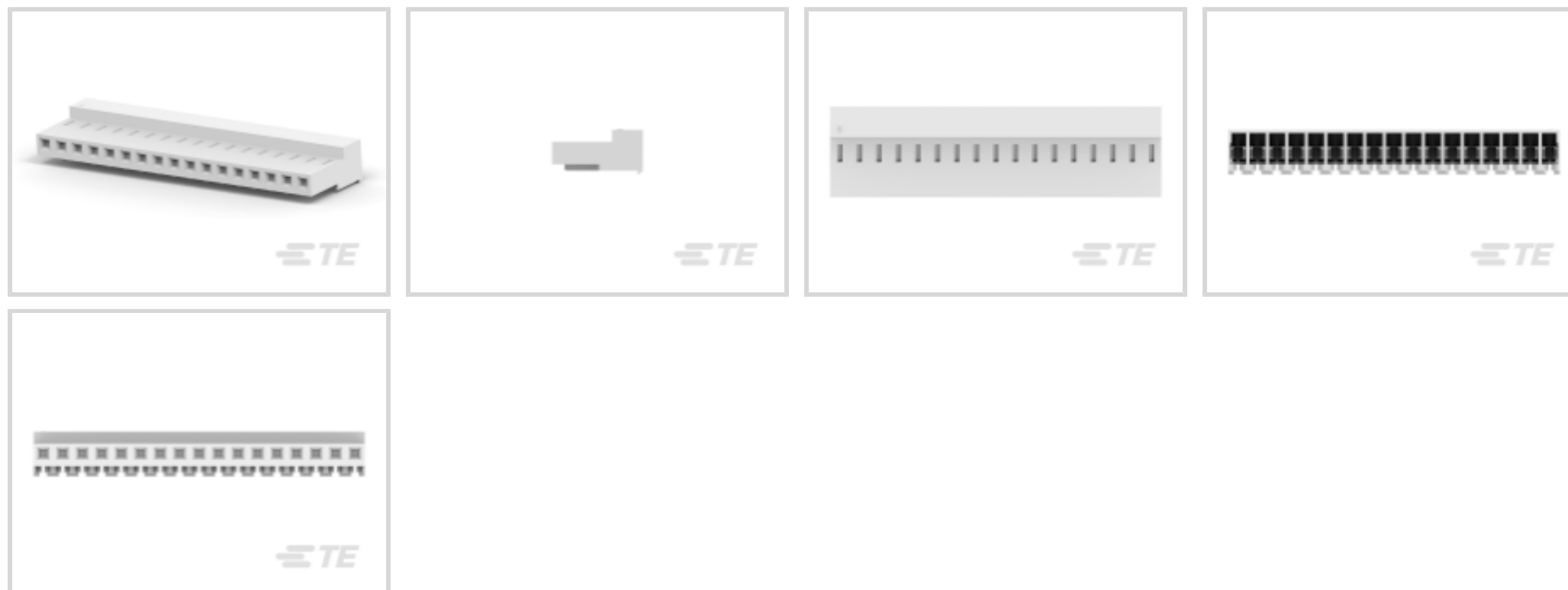
MTA 156

TE Internal #: 4-640434-7

Standard Rectangular Connectors, Connector Assembly, Receptacle, Insulation Displacement (IDC), Wire-to-Board, Tin, Normal, UL 94V-2, MTA 156

[View on TE.com >](#)

Connectors > Rectangular Connectors > Standard Rectangular Connectors



Connector Product Type: **Connector Assembly**
 Connector & Housing Type: **Receptacle**
 Mating Alignment: **Without**
 Mating Retention: **Without**
 Termination Method to Wire & Cable: **Insulation Displacement (IDC)**

Features

Product Type Features

Product Style	Assembly
Shape	Rectangular
Wire/Cable Type	Stranded
Connector Type	Connector Assembly
Housing Type	Receptacle
Connector Product Type	Connector Assembly
Connector & Housing Type	Receptacle
Connector System	Wire-to-Board
Insertion Force Type	Normal
Sealable	No
Connector & Contact Terminates To	Wire & Cable

Configuration Features

Number of Cavities	17
Number of Positions	17



Number of Rows	1
Panel Gasket	Without

Electrical Characteristics

Operating Voltage	600 VAC
-------------------	---------

Contact Features

Contact Type	Female
Wire Contact Termination Area Plating Material	Tin
Contact Underplating Material	Nickel
Contact Mating Area Plating Material	Tin
Contact Retention Within Housing	With
Contact Current Rating (Max)	7 A

Termination Features

Termination Method to Wire & Cable	Insulation Displacement (IDC)
------------------------------------	-------------------------------

Mechanical Attachment

Panel Mount	No
Contact Retention Type Within Housing	Locking Lance
Panel Mount Feature	Without
Mating Alignment	Without
Mating Retention	Without
Connector Mounting Type	Cable Mount (Free-Hanging)

Housing Features

Housing Color	White
Housing Material	Nylon
Centerline (Pitch)	3.96 mm[.156 in]

Dimensions

Width	9.02 mm[.355 in]
Height	18.42 mm[.725 in]
Length	67.36 mm[2.652 in]
Wire Size	.2 mm ²

Usage Conditions

Operating Temperature Range	-55 – 105 °C[-67 – 221 °F]
-----------------------------	----------------------------

Operation/Application



Shielded	No
Circuit Application	Signal

Industry Standards

CSA Rating	LR 7189
Agency/Standard	CSA, UL
UL Rating	Recognized
CSA File Number	LR 7189
UL File Number	E28476
UL Flammability Rating	UL 94V-2

Packaging Features

Packaging Quantity	125
Packaging Method	Bag/Box

Product Compliance

[For compliance documentation, visit the product page on TE.com>](#)

EU RoHS Directive 2011/65/EU	Compliant
EU ELV Directive 2000/53/EC	Compliant
China RoHS 2 Directive MIIT Order No 32, 2016	No Restricted Materials Above Threshold
EU REACH Regulation (EC) No. 1907/2006	Current ECHA Candidate List: JUNE 2022 (224) Candidate List Declared Against: JUNE 2022 (224) Does not contain REACH SVHC
Halogen Content	Low Halogen - Br, Cl, F, I < 900 ppm per homogenous material. Also BFR/CFR/PVC Free
Solder Process Capability	Not applicable for solder process capability

Product Compliance Disclaimer

This information is provided based on reasonable inquiry of our suppliers and represents our current actual knowledge based on the information they provided. This information is subject to change. The part numbers that TE has identified as EU RoHS compliant have a maximum concentration of 0.1% by weight in homogenous materials for lead, hexavalent chromium, mercury, PBB, PBDE, DBP, BBP, DEHP, DIBP, and 0.01% for cadmium, or qualify for an exemption to these limits as defined in the Annexes of Directive 2011/65/EU (RoHS2). Finished electrical and electronic equipment products will be CE marked as required by Directive 2011/65/EU. Components may not be CE marked. Additionally, the part numbers that TE has identified as EU ELV compliant have a maximum concentration of 0.1% by weight in homogenous materials for lead, hexavalent chromium, and mercury, and 0.01% for cadmium, or qualify for an exemption to these limits as defined in the Annexes of Directive 2000/53/EC (ELV). Regarding the REACH Regulation, the information TE provides on SVHC in articles for this part number is based on the latest European Chemicals Agency (ECHA) 'Guidance on requirements for substances in articles' posted at this URL: <https://echa.europa.eu/guidance-documents/guidance-on-reach>

Compatible Parts



TE Part # 58247-1
MTA 156 CRIMP HEAD REPAIR DISCRETE



TE Part # 58074-1
MTA 50/100/156 MANUAL TOOL FRAME



TE Part # 1-640445-7
17P MTA156 HDR ASSY FL/STR SN



TE Part # 1-644752-7
17P MTA156 HDR ASSY SQ STR F/L



TE Part # 1-640389-7
17P MTA156 HDR ASSY SQ R/A F/L



TE Part # 59804-1
MAINTENANCE TOOL



TE Part # 1-640383-7
17P MTA156 HDR ASSY STR SQ SN



TE Part # 1-643067-7
17P MTA156 MOLDED COVER




TE Part # 1-640551-7
17P MTA156 COVER




TE Part # 58247-3
MTA 156 CRIMP HEAD PRODUCTION RBBN CABLE



TE Part # 1-640384-7
17P MTA156 HDR ASSY STR RND SN



TE Part # 1-640385-7
17P MTA156 HDR ASSY SQ R/A




TE Part # 1-640387-7
17P MTA156 HDR ASSY SQ R/A




TE Part # 1-640388-7
17P MTA156 HDR ASSY RN STR F/L




TE Part # 1-640643-7
17P MTA156 COVER F/T




TE Part # 1-643071-7
17P MTA156 FD-THRU COVER




TE Part # 1-644749-7
17P MTA156 HDR ASSY STR SQ SN



TE Part # 1-644750-7
17P MTA156 HDR ASSY STR RND SN



TE Part # 1-644751-7
17P MTA156 HDR ASSY R/A




TE Part # 1-644753-7
17P MTA156 HDR ASSY RN STR F/L

Also in the Series | MTA 156



Insertion & Extraction Tools(1)




PCB Connector Covers(92)




PCB Connector Keying(2)



PCB Connector Mounting(1)



PCB Headers & Receptacles(729)



Power Contacts(3)



Rectangular Caps & Covers(1)



Rectangular Power Connectors(749)

Standard Rectangular Connectors
(1309)

Wire-to-Board Connector Contacts(12)

Documents

Product Drawings

17P MTA156 CONN ASSY 24AWG WHT

English

CAD Files

3D PDF

3D

Customer View Model

[ENG_CVM_CVM_4-640434-7_N.2d_dxf.zip](#)

English

Customer View Model

[ENG_CVM_CVM_4-640434-7_N.3d_igs.zip](#)

English

Customer View Model

[ENG_CVM_CVM_4-640434-7_N.3d_stp.zip](#)

English

Customer View Model



[ENG_CVM_4-640434-7_S1.3d_igs.zip](#)

English

Customer View Model

[ENG_CVM_4-640434-7_S1.3d_stp.zip](#)

English

Customer View Model

[ENG_CVM_4-640434-7_S1.2d_dxf.zip](#)

English

3D PDF

English

By downloading the CAD file I accept and agree to the [Terms and Conditions](#) of use.

Datasheets & Catalog Pages

[MTA, CST-100 II, SL-156 and AMP Economy Power \(EP\) Connectors](#)

English

Product Specifications

[Application Specification](#)

Japanese

[Application Specification](#)

English

[MTA 156 Ribbon Cable Connector Assemblies \(English And Spanish\)](#)

English

[MTA 156 Ribbon Cable Connector Assemblies \(English And Spanish\)](#)

Japanese